


KCIA Student Services


Engagement, Demographics
and Services-February 2024



Engagement Measures

Enrollment


Budgeted Enrollment Information



24

**Pre-K Cooperative
Seats**


Allotted seats for the preK cooperative are determined by the state of Missouri and based on FRL demographics



75

K-8 Grade Levels


There are 75 seats available at each grade level, K-8



675

Max K-8 Enrollment

If every available K-8 seat were filled, enrollment would be 675 students.



658

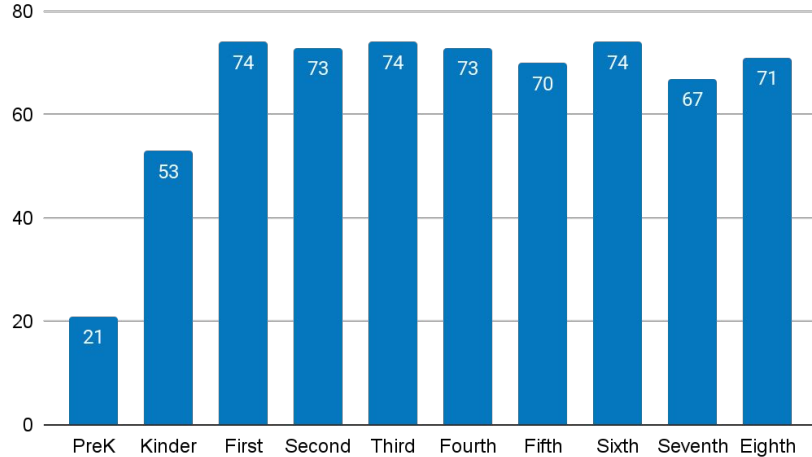
EdOps Year End

Budgeting is based on 658 Pre-K through 8th grade students still enrolled as of the end of the school year.

KCIA Enrollment Update

Updated February 22, 2024

Enrollment by Grade



Total Enrollment



21

PreK @ DL



629

K-8th

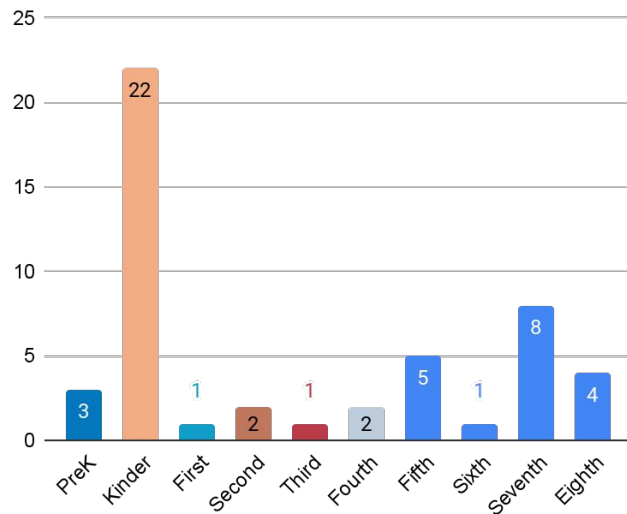
650

Total PreK-8th

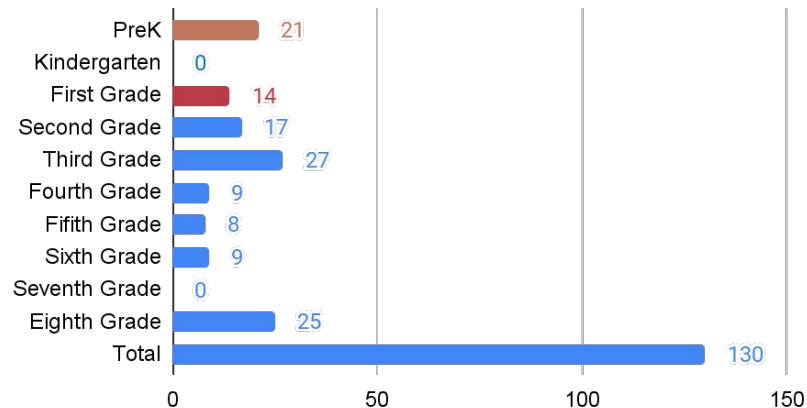
Open Seats and Waitlist Count

Updated February 22, 2024

KCIA Seat Availability 23-24SY



Current Waitlist Count by Grade



Enrollment Transition to the 24-25 School Year

The re-enrollment period for current KCIA students began in February and will continue through the Spring. Parents received Infinite Campus portal logins and must complete registration for the 24-25 school year by updating demographic and health information. Parents are also required to upload a current gas/water/electric bill or lease agreement to verify residency eligibility.

KCIA translators, FACE Team and office staff have been critical resources for assisting parents with translations and learning to use the Parent portal.

KCIA participates in the common application process in partnership with ShowMeKC Schools for its annual enrollment lottery for students new to KCIA. Families have until March 1 to submit applications for new students via schoolappkc.org for the 24-25 school year at KCIA. Outreach efforts include: Northeast News, Student Recruitment mass mailer postcard, messaging to current families and neighborhood canvassing. To date KCIA has received 112 eligible applications.

KCIA will run its internal lottery on Tuesday, March 5. ShowMeKC Schools then publishes lottery results for all schools to families on Thursday, March 7. Families are allowed 2 weeks to accept/decline seat offers. After this 2 week period KCIA will continue to recruit and fill any remaining seats for the 24-25 school year.

Attendance

KCIA Attendance Report

Average % Present Daily-updated February 22, 2024

K-8th Grade

89.50



Average % of
student body
present each day

Elementary

89.56%



Average % of K-5th
graders present
each day

Middle School

89.38%



Average % of
6th-8th graders
present each day

KCIA Attendance Report

ADA-updated February 22, 2023

K-8th Grade

561.68

Elementary

371.13

Middle School

190.55

Average Daily Attendance (ADA)

Average Daily Attendance is defined as days of student attendance divided by the number of days in the regular school year. A student enrolled all year and attending every day would equal 1 ADA. Strategies for increasing ADA are to increase enrollment or improve attendance. The state uses ADA to determine funding.

KCIA Attendance Report

90% Proportional Attendance-updated February 22, 2024

K-8th Grade

59.9%



% of students who
are attending at
90% or better

Elementary

60.6



% of students who
are attending at
90% or better

Middle School

58.5%



% of students who
are attending at
90% or better

KCIA Attendance Report

85% Proportional Attendance-updated February 22, 2024

K-8th Grade

77.8%



% of students who
are attending at
85% or better

Elementary

78.1



% of students who
are attending at
85% or better

Middle School

77.3%



% of students who
are attending at
85% or better

Attendance Strategies and Interventions

KCIA recognizes that chronic absenteeism is a national challenge, with chronic absenteeism rates doubling in recent years. Absenteeism is a whole-school issue and requires collaborative efforts toward improvement.

- Data Consultations
- Spring Attendance Campaign
- Residency Verifications
- Mentoring-Check In System
- Spring Challenges and Incentives
- Capture of district and school level plans into written documents
- Researching truancy options (truancy officer, practices, court with emphasis on resources for families as opposed to penalties)

Demographics

Countries of Birth

KCIA students come from 31 countries. Currently 38% of our students are immigrants or refugees. Refugee students may belong to a nationality that is not the same as his/her birth country. Refugee families are often forced to flee their countries of nationality to the safety of a nearby refugee camp or evacuation point. Many of our students are born in refugee camps before arriving in the United States. For example, a student may have been born in Slovakia but his/her nationality is Somali.

Afghanistan	Burundi	Cameroon	Chad
Columbia	Cuba	Djibouti	Nicaragua
Egypt	Eritrea	Ethiopia	Guatemala
Honduras	Iraq	Kenya	Malawi
Myanmar	Mexico	Sudan	Slovakia
Somalia	El Salvador	Syria	Thailand
Turkey	Tanzania	Uganda	Vietnam

Home Languages

KCIA families speak 19 languages. Both written and spoken home-school communication is routinely translated and provided as options for parents in addition to English communication.

Arabic	MaiMai	Burmese	English
French	Karen	Kinyarwanda	Marshallese
Dari	Pashto	Farsi	Somali
Spanish	Swahili	Kiswahili	Vietnamese
Mashaguli	Amharic	Oromo	

Student Demographics

